

Swine Project



Monthly Lesson Plan



March 2022

Upcoming Deadlines

- ✓ April 1st – Market Tags will be available to pick up at 4-H Office
- ✓ May 1st – Market swine owned, tagged, and ID on 4HOnline deadline



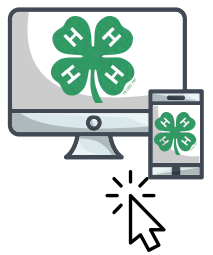
Project Progress

Suggest the following as things your members should work on or accomplish with their project this month. Follow up to see which they achieved:



1. **E Record Books:** Download the 2022 Livestock Record book (or Lease an Animal Record Book if leasing) for their age and complete the front page and Goals page
2. **Hands On:** Members should inspect their pens and housing for hazards before bringing animals home.
3. **Knowledge:** Members should research the history and purpose of the breed of their swine project animal.
4. **Market:** Members should review selection criteria before purchasing or selecting their market project animal(s) by reading page 3-7 of the Swine Resource Handbook and watching this selection video:
5. **Breeding:** If purchasing a breeding gilt, members should study swine breeds to decide what breed to invest in their herd. See pg. 3-3 of Swine Resource Handbook.
6. **Other:** Review project requirements listed on the Project Tipsheets
7. **Other:** Update your calendar with 2022 Animal Project Dates

Market Swine Selection Video



Opportunities


See 4-H Calendars for full details & more recently added events

- Sun. Feb. 26 – 4-H Horse Tack & Livestock Equip. Sale- Boulder County 4-H
- March 17 – Virtual Record Book Workshop





Swine Project



March 2022

Attached Activities

Use these suggested activities at club project meetings to increase member knowledge and keep members engaged in their project.

Group: 1.Fly Swatter Game: Swine Breed Version

- a.This game is a fun way to help members commit information to memory such as the different swine breeds and their primary uses.

Individual: 4-H Swine Activity Page

- This activity page can be completed by swine members at home and will help to review/learn information and begin to plan for your upcoming 4-H year.



Fun Fact

Adult pigs can run up to 11mph. That's a 7-minute mile!



Timely Tips to Share

Social media platforms like Facebook are a common place to search for and find swine producers and upcoming sales. When reaching out to breeders members should feel free to ask them things like; what are your price ranges, what vaccinations will your animals have before sale, will they have ear notches (req. at Fair), are you willing to answer questions we may have as we raise the project.



Resources



- The following & more can be found on the ADCO 4-H Swine Project Webpage: <https://adams.extension.colostate.edu/4-h-youth/4-h-swine-project/>
 - 2022 Animal Project Save the Dates
 - Swine Resource Handbook (Ohio State)
 - Animal Care Form
 - E Record Books
 - Fourcast Newsletter Signup
 - Project Tipsheets



4-H Agent - [Kenzie Kimmel](#)
303-637-8109 / kkimmel@adcogov.org



4-H Swine Superintendents -
[Kyle Scott - kscott14@msn.com](#)
[Kelli Dwyer](#)



ADAMS COUNTY
COLORADO STATE UNIVERSITY
EXTENSION

Activity: Fly Swatter Knowledge Game
Swine Breeds Version

Lesson:

First, use the Swine Resource Handbook to discuss and view the different breeds with your members. Help your members determine which breed they own or want to raise. The leader will then paste printed images and words to a wall and have members form two teams that line up single file facing the wall with images.

Hand the first member in each line a fly swatter. The members at the front of the line will race to the wall to swat their answer to the question the leader reads. The first member to swat the correct answer receives a point for their team and the fly swatter moves to the next team members in line. Leaders can require members to wait to race until saying "Go!" at the end of the question before racing to the wall to swat.

Supplies:

1. 2 Fly Swatters
2. Tape
3. Printed images of breeds and/or words related to breeds (attached)
4. List of questions (attached or make your own)

List of Questions: Breeds



- a.
2. Slap the image of the Chester White breed.



3. Slap the image of the Duroc breed.



4. Slap the image of the Hampshire breed.



5. Slap the image of the Hereford breed.



6. Slap the image of the Poland China breed.



7. Slap the image of the Tamworth breed.



8. Slap the image of the Spot breed.



9. Slap the image of the Yorkshire breed.



10. Which breed is black with white feet and usually a splash of white on the face?

a. Berkshire

11. Which breed is large and pure white with ears that droop over the eyes?

a. Chester White

12. Which breed is solid red with droopy ears?

a. Duroc

13. Which breed has a white belt encircling its black body?

a. Hampshire

14. Which breed must have a white face and have at least 2/3 of their body be red?

a. Hereford

15. Which breed is black with six white points (four legs, tail and nose) and droopy ears?

a. Poland China

16. Which breed is all red with erect ears?
 - a. Tamworth
17. Which breed has droopy ears and spotted coloring?
 - a. Spot
18. Which breed is long bodied, white, with erect ears?
 - a. Yorkshire

Berkshire

Chester White

Duroc



Hampshire

Hereford

Poland China



Tamworth

Spot

Yorkshire

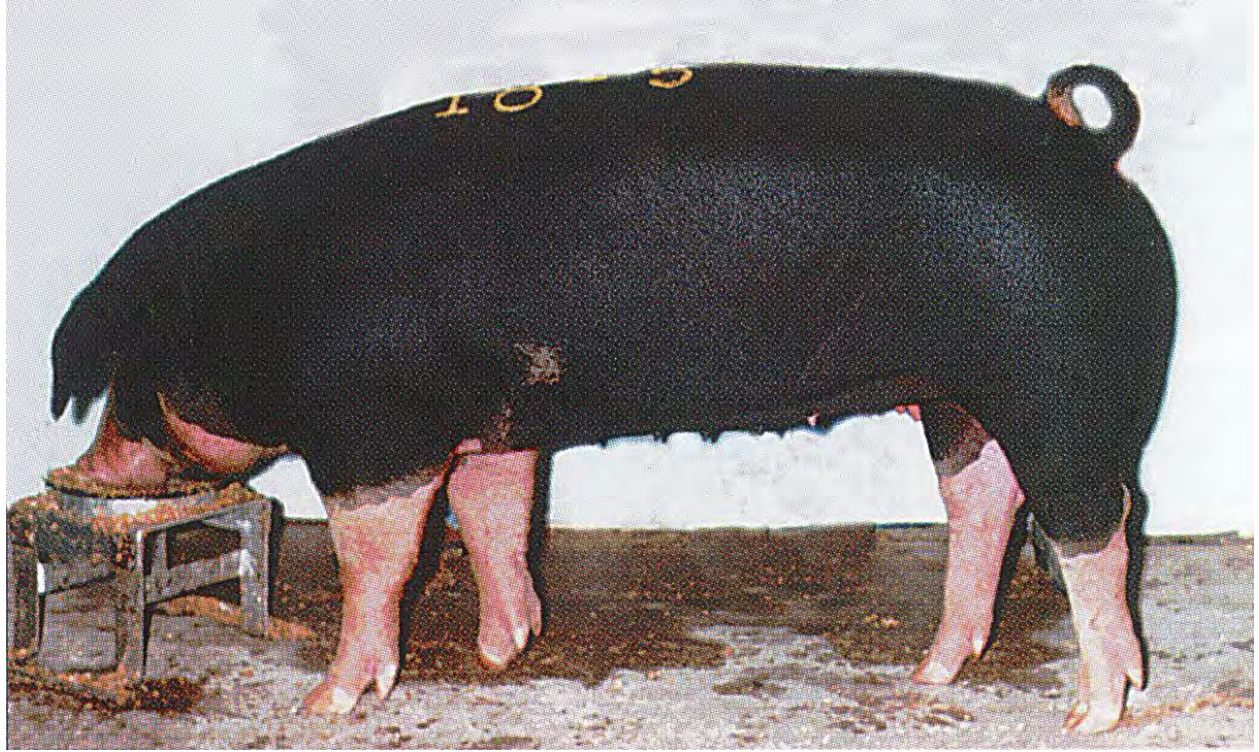
























4-H SWINE ACTIVITY PAGE

Developed by **Sarah Vaden**, Extension Agent, Anderson County

Beginning


Your 4-H ANIMAL SCIENCE—SWINE Project



When you work with swine, you have many responsibilities. You are responsible for taking care of everything your animal needs—including feed, shelter and good health management practices. This 4-H project can help you learn things you need to know so you can be responsible for your animal.

Some of the skills you can learn and activities you can do in this project are listed below. Check your favorites. Then, work with your 4-H leaders and parents to make a 4-H project plan for what you want to do and learn this year.

- Learn the parts of a live hog.
- Learn how to select a high-quality pig.
- Learn the wholesale and retail cuts of a hog.
- Learn about the dietary needs of your animal.
- Learn about the health management of your animal.
- Attend or show your animal in a hog show.
- Complete a service project using project skills you have learned.
- Other _____



Life Skill
Responsibility

My Swine Budget

Being responsible for your animal means providing everything your pig needs. Some things you only have to buy one time, and others you have to buy often. Visit your local feed store, research on the Internet or talk to a veterinarian to find out the cost of each item. Then, work with your parents to make a budget for how you will care for your animal.

Item	Cost
Pig(s)	
Water nipple	
Feeder	
Water hose	
Feed	
Wormer	
Clippers	
Show crop	
Unexpected medical costs	
Other costs:	
_____	_____
_____	_____

Swine Products

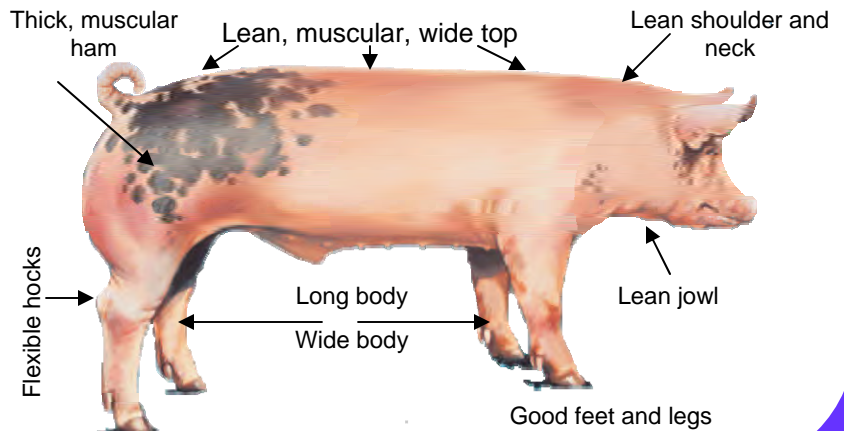
Did you know hogs provide you with more than just pork? The following items are made from parts of the hog: bone china, rennet for cheese, stearin for chewing gum, glycerin, leather goods, gelatin, drum heads, violin strings, artist paint brushes and industrial lubricants. You may want to research and make a display board explaining the different products and what part of the hog they come from.

Pig Facts

- ◆ It takes a pig only 5 to 6 months to go from birth to 240 to 260 pounds (Market Weight).
- ◆ It takes 550 to 600 pounds of feed for a feeder pig weighing 40 pounds to reach 240 pounds.
- ◆ A hog will gain 1 pound for every 2.5 to 3 pounds of feed it consumes.
- ◆ More pork is consumed than any other meat in the world.
- ◆ Hogs raised in groups of 25 or more inside a finishing building need 8 square feet of space each. Pigs raised as 4-H projects in small numbers need more space.
- ◆ Pigs have no sweat glands, so they need to be cooled in very hot weather.
- ◆ White pigs get sunburned easily. Provide plenty of shade.

Selecting a Hog

The points to look for in a good hog are listed in the picture below. Visit a local fair and observe how the judge uses this model to pick the winner.



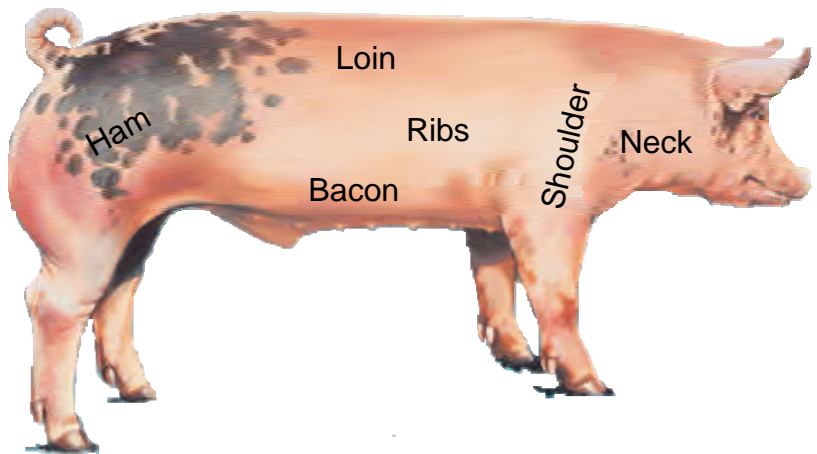
4-H SWINE ACTIVITY PAGE

Parts of a Hog

If you are going to be responsible for marketing your hogs you should know the retail parts and their value.

Visit the grocery store and check out the price of the different cuts of meat.

Share what you learn in a 4-H meeting and keep a copy in your 4-H project folder.



Visit a farrowing operation and assist with ear notching, needle teeth removal, tail docking and castration.

Don't forget to submit your project report to your 4-H leader.

Career Scavenger Hunt

By asking others, researching on the Internet or reading a book or magazine—search for a job in the swine industry. Here's what you are looking for.

1. Job Title _____
2. Job Description _____

3. Education Required _____

Service Ideas

- Display your hog at a farm day.
- Provide pork to a homeless shelter.
- Prepare ham and biscuits for a 4-H volunteer event.
- Volunteer to help a neighbor with his or her swine operation.

Additional Resources

You have to be responsible when caring for animals. This page has given you the opportunity to learn things to help you care for your swine. But this is just the beginning! Use the resources listed below to continue learning about swine.

- School & public libraries
- People who work in the swine industry
- 4-H project groups
- 4-H swine Web page:

<http://www.utextension.utk.edu/4h/>

For more ideas, contact your 4-H office.

Swine Search

Listed below are several words related to the swine project. Look in books or on the Internet to learn more about each word. Share what you learn with your 4-H friends through a speech or demonstration.

Pig	L	I	T	T	E	R	R	O	F	Z	O	C	B	X	U
Hog	T	G	I	P	I	G	V	B	N	N	K	O	O	L	D
Gilt	F	N	H	A	C	O	X	H	J	U	L	P	A	I	V
Barrow	E	N	X	B	O	H	O	K	S	Z	Q	U	R	E	N
Boar	T	H	Z	X	N	T	L	G	I	Y	K	G	R	A	C
Sire	N	D	Z	W	S	L	N	Z	R	G	N	U	E	B	P
Dam	B	Z	X	Y	R	N	K	T	E	Q	T	W	E	I	M
Litter	A	R	P	X	L	J	L	F	D	X	P	T	Q	U	C
Wean	R	P	I	D	J	I	S	P	E	Q	O	G	I	T	O
Bred	R	F	S	H	G	P	E	T	O	H	W	K	M	G	L
Shote	O	P	I	T	F	D	P	V	S	R	W	V	W	M	M
Carcass	W	D	E	R	B	O	H	V	M	R	K	W	O	I	A
	P	F	M	B	B	F	R	C	A	R	C	A	S	S	D



Show off your Hog Project at the:

- Fair
- Regional 4-H Market Hog Show
- State 4-H Market Hog Show

Reviewed by Glen Conatser, Professor, and members of the state 4-H Youth Development staff
 Edited by Amy Willis Extension Program Assistant, and Wanda Russell, Publications Editor